



Discovery Zone Gazette

July 2011

Preschool 12 Learns About Their Country

Happy Fourth of July from Preschool 12! The children ended the month of June and started the month of July with a theme on the Fourth of July. Fine motor skills were enhanced as they created star sponge paintings, fire-work art and the Fourth of July flyers. The preschoolers then exercised their vocal chords as they sang a new patriotic song, "Wave a Little Flag." Patterning skills were practiced as the children created their own American flags. Then the children were introduced to some of our American symbols, such as the Bald Eagle, the Statue of Liberty, the Liberty Bell and Uncle Sam. More fine motor skills were practiced as they colored these patriotic pictures as a center choice activity.

The second week in July was a short one. When the children returned in the middle of the week, their theme was on Language and Literacy. Listening and comprehension skills were practiced as the preschoolers listened to a silly story called, Mrs. McNosh Hangs Up Her Wash. Critical thinking and creative art skills were expressed as the children drew silly pictures of what they would hang up on

their clothesline. In the dramatic play center, the children mimicked the story and hung up all sorts of funny things such as, their teddy bears, a ladder, Mr. Potato Head, etc. Then the children listened to another story called, The Little Mouse, The Red Strawberry, and THE BIG HUNGRY BEAR. They practiced their fine motor skills as they manipulated scissors to cut out their strawberry and then painted it.



During the third week of July, Preschool 12 enjoyed a theme on Camping. For projects this week, the children created tent collages, a classroom campfire, and roasted marshmallows made out of sticks with pretend marshmallows glued to them. Camping safety awareness was then introduced as the children enhanced their knowledge of science and vocabulary by understanding cause and effect from safe/not safe "hot" items to bring on a camping trip. Good listeners were rewarded in the dramatic play center by sleeping in our classroom tent during nap time.

Oh, everyone was a good listener this week!

For the fourth week in July, Preschool 12 learned all about insects with a theme on Bugs.

Projects for the week consisted of drawing their own bug, manipulating art supplies to create a night time setting of a cricket surrounded by stars, and a walking stick bug made out of tree branches. Science skills were enhanced as the children compared and contrasted insects from animals, and a cricket from a grasshopper. Preschool 12 enhanced more science and vocabulary as they examined a real live grasshopper with magnifying glasses.

To end the fifth week of July, Preschool 12 enjoyed a theme on Construction. Fine Motor skills were enhanced as the children created buildings made out of marshmallows and toothpicks.

They shingled a house, created Popsicle houses and roads, and created construction vehicle prints.

Vocabulary and categorizing skills were developed as the children identified a variety of tools and matched them to the appropriate occupation.

Lastly, Happy Birthday wishes goes out to Mackenzie L. and Zachary W. Our heartfelt farewell wishes goes out to Samuel as he prepares for Kindergarten.

Discovery Zone Learning Center

Important Dates:

1. August 15 last day for enrollment forms.
2. August 29 last day of camp
3. August 30 Columbia's first day of school

Inside this issue:

Infants	3
Toddler 1	3
Toddler 2	4
Toddler 3	2
Preschool 10	2
Preschool 11	4
Preschool 12	1
Preschool 13	2
Articles	5
Center news	3

Preschool 10 Celebrates The 4th Of July



The first week of July was a short week. Preschool 10 discuss "Independence Day". As part of language and literacy the children learned the national anthem and the "Pledge of Allegiance". The class used their math skills to count the number of stars on the flag. The children were able to explore with creative art as they made fireworks by blowing paint around on a piece of paper with a straw.

The next week we had fun with "Picnics". The class went down to the pond

and ate lunch at the picnic table. The children enjoyed eating snack overlooking the pond. Preschool 10 explored with different picnic items such as plates, knives and forks to create a picnic collage.

The month of July is, "National Ice Cream" month. Preschool 10 talked about how ice cream is made and how many different flavors they have tasted. The children used their math skills and graphed their favorite ones. In the sensory table the class was able to feel the ice cream to describe how it felt. To end out the week the children had an ice cream party where they practice their self help skills by scooping their own ice cream out.

The last week of July was all about "Summer". The children used their scientific exploration to discover what happens when you use ice cubes and koolaid to create a painting. The class tried to make their very own bubbles with dish soap and water. Preschool 10 worked on their memorization skills with a game of summer memory.

In the month of August we will discuss the "Ocean" and "Camping". The children will also enjoy the end of the summer festivities!




Preschool 13 Investigates Bugs

Preschool 13 started the month of July by celebrating the "Fourth of July". Language development was increased as they practice a new song about their country called, "I love my flag". The children explored with creative art as they made American flags to hang in the classroom. They also spent time using their gross motor skills to create fireworks using paint and glitter! To enhance phonological awareness the children explored the different sounds of the letter "Y". To end the week, preschool 13 created yellow Y's and traced the letter.

For the following week Preschool 13, finished the letters of the Alphabet. To celebrate the children spent time on the letters they learned through out the months by working on their writing and literacy. The children worked hard on tracing letters and learning to write their names to

continue practicing their letter recognition. They also enjoyed playing with big foam cut-outs of all the letters while singing the ABC's.



The class was really interested in learning about "Bugs" and studying them outside. During this week they created ants, butterflies, and bumblebees. The children were able to enhance their listening skills as they followed the appropriate directions to create their own bugs. The children also used their critical thinking and sequencing skills to learn about

the metamorphosis of a butterfly. The class also enjoyed singing songs like "The Ants go Marching" as well as "I'm Bringing Home a Baby Bumble Bee".

During the last week of July the class learned about the "Ocean"! They spent time talking about different animals that live in the ocean. The children explores with creative art as they created different ocean creatures such as sea stars, fish, and jellyfish. To end the month the children were able to explore with sensory as they played with sand and seashells in the sensory table.

In the month of August the children will be learning about Outer Space, Water week, Camping, and the end of summer festivities. Also, as a reminder, the show and share day is now on Wednesdays, please bring in an item that has to do with our theme that week!

Toddler 3 Is Screaming For Ice-cream

Toddler 3 hopes everyone had a nice and safe 4th of July! The toddlers began the month of July with a week on the "Ocean". To enhance language and literacy the children were introduced to new books such as [What Is The Ocean](#) and [A House For Hermit Crab](#). As the children focus on language development they were encouraged to participate at circle by singing a new song called "The Fish in the Sea".



The toddlers worked on their social-emotional

development by playing with each other at the Dramatic Play center. Toddlers 3 enjoyed playing with sand and beach toys as part of their sensory exploration. To end the week the toddlers explored with different materials and textures to create crabs and lobsters. One project that the children enjoyed the most was creating crabs by using their hands and feet to make prints.

As the month progress ice cream became the "Yummy" topic. Each toddler had a turn to express what their favorite ice cream flavor was. Math skills were introduced as the children were given pom-poms to stack over a cone, they were then



encourage to count how many scoops they had. To explore with creative art Toddler 3 created a Ice cream collage, by using paint and glitter. As

the week came to an end the children enjoyed ice cream sundaes. In the month of August a few of the themes Toddler 3 will do are Camping, Transportation, and Dinosaurs.

Camping Along With Toddler 1

July started off with a bang for Toddler 1 as they celebrated the Fourth of July. The children sorted red, white and blue objects onto the same colored plates. They also finger painted with red, white and blue paint and discovered some new colors as the paint mixed together.

Next the Jungle came alive! As part of their social and emotional skills the children had fun playing with all the elephant, zebra, lion and hippo stuffed toys. To enhance their pre literacy skills the children were able to recognize their name on a monkey in which they took turns putting on a tree. To work on their math skills children used the puppet glove with Five Little Tigers and took turns removing a tiger and counting how many were left. The children were able to match

shapes on bananas to the same shapes on monkeys. The children made many beautiful (and interesting!) animals for our bulletin board.

Camping was the next theme for us. We borrowed Miss Erin's tent and had fun with flashlights and pretending to cook our food. The children used their hands to make cozy campfires and decorated tents to go camping in. One yummy project was making S'mores. Messy but fun! The children discussed what animals they might see while camping.

Toddler 1 finished July off with The Desert. One book they enjoyed was, Way Out West Lives a Coyote Named Frank. The children sang "The Animals in the Desert" and got really good at howling like Coyotes! The




toddlers made their own cactus by painting and adding spaghetti prickly parts and tissue paper blooms. They also made beautiful desert sunsets.

Sprinkler Days on Mondays continued to be a hit and having fun playing on the playground too. We want to welcome Kaeleigh and Mike to our classroom.

Topics for August will be: Day and Night, Circus, Beach, and Ocean.

Center News

Discovery Zone Learning Center Will be celebrating their 10 Year anniversary on August 20. Please come join the festivities, games, tours and light refreshments will be provided.



- Enrollment papers will be due on August 15, please make sure to turn them in to Robin or Sheyla as soon as possible .

- Camp Discovery's last day will be on August 29th.
- Columbia's first day of school will be on August 30th.
- DZLC will like to wish all of the Preschool graduates good luck in their new Kindergarten adventure. You will be missed.



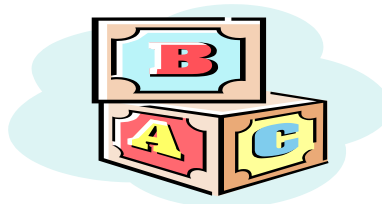
Infant 5 Is Learning Their ABC's

During the month of July the Infant room welcomed Cooper and Isaac.

To start off the month, the infants focused "Oysters" by finger-painting pictures of them. To enhance language and literacy, Olly the Oyster and Do Oysters sneeze was read to them. As for physical development, the infant room played with stuff animals.

Next the infants did "Sand" as their theme. As part of their sensory exploration, real sand was introduced to the

class. The infants enjoyed the book The Sandy Sea and clapped along to the song "Sitting in the Sand". To explore with creative art they made sandal footprints.



To finish off the month of July the infants worked on their

ABC's. The infants teachers read the book, Dr Seuss ABC's then sang the ABC's. To enhance letter recognition the children were able to look through ABC flash cards and then they made a letter collage.

During the month of Augusts the infants will continue to explore their environment through sensory and language. They will become familiar with colors and will discuss farm animals.


Preschool 11 Enjoys The Beach

For the first week in July, Preschool 11 did a short theme on, "Fourth of July." Fine motor and creativity were enhanced when the children made their own firework pictures. Fine motor was again worked upon when the children made star paintings with red and blue paint in celebration of Independence Day.

Next, Preschool 11 began a two week theme on the, "Beach." During this week the children enjoyed a sensory experience when they played with sand and toys in the sensory table. Fine motor was increased through ocean and fish creations. The preschoolers also were able to make their own sea shells during this week and express their creative side! Color recognition was worked upon during one of our circle activities that consisted of matching colored cones to their matching ice cream tops.

For the second week of our Beach

theme, the children enjoyed several sensory experiences, such as making handprint crabs and engaging in water play in the sensory table with different water animals. Science was improved upon when the preschoolers each made their own, "Beach in a Bottle." The children were able to put sand, blue water and seashells into their bottles to create their very own beach scenes. All the children fully enjoyed this project and I appreciate everyone who brought in plastic bottles for this activity! The preschoolers also used their cognitive thinking when they identified at circle time whether the different animals named lived on land or in water.



To end out the month of July, Preschool 11 explored a theme on, "Bugs." Math and counting skills were enhanced when the children played a ladybug and leaf game. Cognition was increased when the children played an insect matching game and identified various types of bugs. Fine motor was strengthened when the children made egg carton caterpillars and coffee filter butterflies. Lastly, their sense of touch was heightened when the children made spider webs from cooked spaghetti.

Throughout this month, Preschool 11 has been exploring their, "Letter of the Week." In correlation with this, the class has been working on their alphabet in sign language as well. The preschoolers seem to really enjoy learning the different letters in sign language and with repetition, the children should be able to pick up on doing the alphabet on their own!

Toddler 2 Sits For Picnic

Toddler 2 started the month of July with a week on "Picnics". During picnic week Toddler 2 learned about what types of foods attract ants. To test this theory the children left several types of food outside to see what ants would like best. To enhance their gross motor the children participate in many different activities such as "Teddy Bear Teddy Bear", "Ant Jump" and our first Sprinkler day of the summer!! As the week came to an end the class enjoyed a picnic by the beautiful pond.



The children started their second week by celebrating the Fourth of July. The children explored with creative art

by making fire works. They were encouraged to use their imagination as they painted their interpretation of fireworks with chalk. To explore their social and emotional skills the class participated in a Fourth of July parade around the room and baked star shaped biscuits YUM!. At the end of the week, the children created their own pictures to create a red, white and blue book.

The class sailed into mid July with a week on "Water Transportation". The children learned about all the different types of boats and their uses. Water and boats were added to the sensory table, so the children could explore with different textures. The children were also able to make their very own sailboats out of egg cartons. Toddler 2 ended the week by making some lovely hand print sailboats.

As July came to an end the "Beach" was the theme of the week. To incorporate sensory into the class the children played with sand and seashells. The children were exposed to ocean

sounds as they placed a seashell to their ear to listen to the serene sounds of the sea. As part of their social and emotional discovery the children enjoyed packing towels, sunscreen, and sunglasses as they prepared for their imaginary trip to the beach. To end the month of July, the class enjoyed creative art as they made seashell imprints by dipping real seashells into paint and then placing them on white paper.



Toddler 2 is looking forward to the month of August and what other summer fun it will bring! August will be filled with many hot topics amongst them are "Desert", "Islands", "Ice Cream", and "Summer Farewell".

Building Self Control Birth to 12 Months

In order to follow rules and understand limits, children need to develop self-control. Self-control is the ability to cope with strong feelings and stop one's self from doing something that is not allowed. Developing self-control begins at birth and continues throughout childhood. Young children learn self-control through interactions with peers, parents and other loving adults.

Babies and Self-Control

Babies are not born with self-control. However, they begin developing self-soothing skills—the beginning of self-control—in their first months. For example, many babies learn how to soothe themselves by sucking on a pacifier or finger. This helps them cope with waiting while a loved one gets ready to feed them. Babies are also learning that they can't always have everything they want:

A 9-month-old grabs the television remote. He is happily pushing buttons when his caregiver gently removes it from his hand and puts it on a bookshelf. She says: "The remote control is not a toy, sweetie. But how about this instead?" She gives him a toy with buttons to push and doors to open.

This baby is learning about self-control because he has to accept a substitute toy—although his caregiver made sure he could still explore with his hands.

What You Can Do to Nurture Early Self-Control:

- **Help babies learn to soothe themselves.** Babies have different ways of calming down. Some need lots of physical contact, such as rocking or hugging, while others like being swaddled or put down for a minute to get a break from interaction. Some babies are soothed by your singing while others need to suck to calm themselves. By trying different things to help babies calm down you help them learn to soothe themselves. You also teach them that they can rely on you, which makes them feel safe and secure.
- **Find ways to keep yourself calm.** Hearing babies cry can be very stressful and frustrating. It can make you feel worried or even powerless when you want to help a baby feel better but nothing is working. When you feel this way, it's best to put the

baby down somewhere safe (like a crib) and take a few moments to calm down. When you are feeling calm, the baby is more likely to feel calm too.

- **Teach babies what they can do, not just what they can't.** If a 10-month-old is throwing a toy car in the house, gently take it from his hand and give him a soft ball instead and show him a place where he can throw it. Over time, experiences like these help him learn right from wrong. And remember, at 10 months, babies are not able to remember rules so you will probably have to keep doing a lot of distracting and redirecting in the months to come.
- **Comfort babies.** Sometimes caregivers are concerned about spoiling a baby—doing more for her than she needs. If a baby is crying, it is often because she needs you to help her calm down because she is having a hard time coping. Babies need your love and comfort. This helps them grow up to be secure and confident children.

