




Discovery Zone Gazette

Itsy Bitsy Infants

The month of June we started off learning about insects. We read the book Itsy Bitsy Spider and sang "The Insect Song". This helped the children to develop their language and communication skills and also their social and emotional skills.



The infants also made insect hand prints while practicing their cognitive and sensory skills. During our outside play infants used their body awareness to find insects while we helped describe them.

The next theme was caterpillars. The infants enjoyed making caterpillar palm prints by using their sense of touch. We read The Hungry Hungry Caterpillar and sang "Five Little Caterpillars" while we encouraged them to "sing" along and perform a finger play. For our motor skills we had the infants try reaching, crawling, or walking to the stuffed toy caterpillar and got to look for

them outside on our deck. Next, we learned about butterflies. We used both the infants hands and feet to create this master piece. We sang the song "Things in the Grass" and used our physical development for large motor development by flapping your/their arms like wings on a butterfly. We encouraged them and helped guide them if needed.

Father's Day was our next theme. We read the book I Love You So Much and sang the song "Happy Happy Father's Day". This helped them to express their emotions and help with their language skills. For our cognitive development the infants created a Father's Day card for dad and also practiced their recognition/ object permanence skill. We practiced this during pick up and drop off and with the family pictures that our families brought in.



Our last theme we learned about was 'Summer'. For the

infants sense of touch they created a sun while using their hand and palm prints. We also practiced their cognitive skills and physical development by asking them where the sun is, encourage them to point to it, and help guide them if needed. For their language and communication we read the book Weather and sang "Summertime Song" for their social/emotional development.

For the month of July we will start off learning about Independence Day, camping, the beach and starfish so keep your eyes open!

We would like to congratulate Austin for joining the toddler room and wish Lilli a Happy 1st Birthday who will be celebrating July 6th! We will be continuing to go outside so please bring plenty of weather appropriate extra clothes and hats. If you want, (not required) feel free to bring in some diaper swimmers. Enjoy your holiday!

Discovery Zone Learning Center

June 2011

Important Dates:

- 7/4& 7/5- CLOSED
- 7/18- Special @10:15
- 7/20-BLUE DAY- everyone where the color blue!

Inside this issue:

Infant	1
Toddler	3
Preschool B	6
Center News & Interesting Information- NEW	4-5
Preschool A	2
Kindergarten	3

It's a Carnival in Preschool A

Preschool A started out the month of June learning about pond life. Our class discussed different animals that live in ponds such as frogs, lizards, fish, alligators and turtles. They enjoyed being able to see the frog eggs which were in the



classroom for a few days. They also made "see you later alligators" using the palm of their hands. This project had the objective of sensory experience and also tested their ability to draw diagonal lines for teeth.

The class had a fun week after pond life, learning about carnivals. Carnivals were our theme for our preschool graduates for those who are moving on to kindergarten. During this week the children worked on a lot of fine motor and gross motor skills. They practiced their names with the name tent project, and their ability to draw people and faces with the Ferris wheel friends project. Both of these projects relate to the childrens fine motor skills. The class also practiced their gross motor skills with the bean bag toss, ball in the bin and tight rope walk which were in the room.

Getting back on track with animals, the class moved on to learn about ocean life. A big thank you goes out to the Foote family for bringing in all of the great "hands on" shells, sea glass, and lobster

claws! The children loved seeing and touching them, it was a great addition to our lessons! On top of shellfish we also learned about sharks, jellyfish, and octopus. Many of the children enjoyed using the "beach in a bottle" which showed them how waves sweep the sand and shells around. They also liked using the gel writing bags which were a fun way to get them to traces their letters.

For the fourth week of June, Preschool A learned about zoo animals. They specifically learned about zebras, giraffes, penguins and monkeys. However they discussed many other animals in between, especially with the "we're going on a safari" game. One of the cutest projects they children did was zoo bars. They had to draw their favorite zoo animal and later glue down the zoo bars. Their drawings were so cute and extremely creative! Their favorite part of zoo week was our giraffe graph. The children were measured against the height of a baby giraffe. They loved being measured and seeing how tall they are!


To wrap up June the class learned about forest animals. They

talked about trees they would see in the local forests as well as several types of animals such as owls, bats, bears, fox, squirrels and many more. The children made forest friend feeders which was a test of their ability to string small objects on to a string. They enjoyed the gummy bear sorting the best though (I wonder why?). Each child was given a small pile of gummies which they had to sort by color and name before being able to eat them.

June was a crazy and fun month! Congratulations to all of the preschoolers moving on to kindergarten- Nathan F., Caitlin P., Lilah B., Brandon A., and Alex C. You are all ready to move on but will be greatly missed!

Happy birthday to Lilah who turned 5, and Jordan who is now 3. Thank you for bringing in the healthy treats to celebrate with your friends!

Next month Preschool A will be learning about Independence day, summer, camping and picnicking. We will also be starting our sprinkler days for some outdoor water fun, so don't forget your swim suits and keep an eye open for reminders!




It's a Zoo for Toddlers Too!

We would like to welcome Blake and his family to our class, and say good bye to our friend Jackson as he moves to the preschool class, good luck Jackson!

The month of June started off with a theme of our ABC's. The toddlers worked on their gross motor skills when they jumped on Bubble wrap, made some Terrific T's when they used their fine motor skills to rip tissue paper and glue in onto the T's, and as a sensory project they made Orange prints.

For the second week the toddlers learned about the zoo. They worked on language skills as they sang, "Sally the Camel" and "The itsy bitsy monkey". They worked on gross motor as they jumped over peanuts, and they



used their fine motor skills as they made zebra tracks and tissue paper bears.


Our toddlers next theme was all about me, my home, and family. During this theme they made family collages, as the children glued each family member, they were asked to name them. The toddlers made family puppets, and talked about why their name was special. During this week our toddlers worked on a special father's day gift too.

Our toddlers then moved onto a theme of summer fun. They made slices of watermelon as a group project and they had to take turns to put each piece onto the watermelon. The toddlers worked on matching and numbers on pails and shovels, by following the number of dots. To work on following directions the children decorated swim suits with putting on tissue paper and then add water, when the swim suit was dry they took off the tissue paper to see all the colors. For language the toddlers learned some new

finger plays and songs, like "the big round sun" and "wiggle your toes".

For the last week of June our toddler friends learned about the aquarium. During this theme they made confetti fish using their fine motor skills, they worked together and took turns to make jelly fish in a bag. They also worked on their counting when they made an octopus and put all the legs on and counted them.

For the upcoming month of July you will see themes of Fourth of July, the beach and bugs.



Kindergartener's are off!

Kindergarteners are off to camp! The kindergarteners had a few more learning activities before wrapping up the end of the school year. DZLC can't believe how fast the school year has gone by and how fast another group of children have grown up-and learned so much!

Enjoy camp or your summer off, we'll

see you next year!



Interesting Information

Here's to Healthy Eating: Habits to Start and Habits to Avoid

Habits to Start

Offer three to four healthy choices at mealtimes. Make sure that at least one of the choices is something the child likes to eat.

Providing two to three health snacks per day. If children don't eat a lot at a meal, they will have a healthy option for a snack.

Let children take a "dip." Children like to play with their food. Healthy dips, such as low-fat salad dressing, ketchup, salsa, yogurt, or hummus, make eating fun. Children can dip vegetables, fruits, and even meat!

Offer a new food an "old" way. If you want children to try something new—like fish—offer it to them the first time with breading on it so it looks like something familiar (such as chicken nuggets).

Be silly. Make a face out of vegetable slices (cucumber slices for eyes, shredded carrots for hair, a cherry tomato nose, a red pepper slice for a smile). Or make "sweet surprise stew" where you hide fruit at the bottom of a cup of yogurt. When children are having fun, they are more willing to try something new.

Give it a licking. If children don't want to put a new food in their mouth, ask them if they can lick it. As silly as it sounds, even licking a new food is a way to introduce the taste. You may have to introduce a new food more than 10 times before a child will eat it.

Look for ways to include and respect the family's culture. Food is an important way children experience their cultures. Talk with parents about recipes they frequently prepare at home, and discuss ways you might adapt them to make them more healthful, if this is an issue.

Habits to Avoid

Forcing children to eat. The truth is that forcing children to eat usually leads to the child eating less. Forcing also teaches children to rely on others to tell them how much to eat and what they are feeling. This does not lead to healthy eating habits.

When it comes to eating, you and the child each have your own jobs to do. Your job is to provide each child with healthy food choices and pleasant meal and snack times. It is the child's job to decide *which* of these healthy foods to eat and *how much* to eat. This approach helps children learn to listen to their bodies and to make healthy food choices.

Nagging or making deals with children. "Just two more bites, just two more bites!" "If you eat your vegetables, you will get dessert." Strategies like these don't work in the long run. Children who learn to make deals about eating quickly learn to make deals and ask for rewards for doing other things—like cleaning up. Soon they won't do anything unless there is a reward for it!

Eating with the television on. It is true that children will often eat more when they are placed in front

of a television for mealtime. However, this is because they are paying so much attention to what is on television, they are not paying attention to whether they are hungry or full. One of the *most important* healthy eating habits for children to learn is to pay attention to their body's cues and eat only until they are full. Also, mealtimes are important opportunities to talk and connect with children. There is no chance to bond this way if everyone is watching television.




Center News

- If your child is going to be out or late for the day, please call/email the center to update us.
- **Please turn in the re-enrollment form. Reminder- there is no enrollment fee this year!**
- **Reminder: Tuition change will be in effect as of 7/4.**
- Please change your children's extra clothes to match the season.
- Reminder: If your child has a temperature of 101 or higher/ vomiting/diarrhea they need to stay home and rest for 24 hours.
- DZLC is continuing the major maintenance plans. We have just received the fixed sidewalk and next will be new cabinets and carpet!

Preschool B is a Firework!

To kick off the month of June, Preschool B got down with exploration and learning about art. At circle time the preschoolers learned about what art was, what they thought of art, and the different materials they liked to use when making art! They also developed gross motor skills by playing a game called Jello! This is where the children all said a chant together, and got to wiggle like jello, fast and slow, up and down! Throughout the week, they explored different types of materials that they could use to produce art. Some of the materials were wax paper and a rolling pin to spread out paint, clothespins and pom poms, to make a paint brush, combs to move paint around paper, as well as using markers and water on a coffee filter to spread the color and painting with a q-tip, dipped in water, over Kool-Aid!

Every child loves the carnival and the preschoolers downstairs are no exception! They moved on to learn about the carnival and what they liked about it. During circle, the children worked on oral language, making lists, as well as recalling information throughout the week. Project time was full of air, during balloon bounce, where preschoolers took a partially blown up balloon and used it to paint on paper. They also used their sensory skills, as well as math, to make cotton candy and popcorn bags!



Preschool B took a jump into the water and explored pond life! The children discussed what they could find in a pond, such as a turtle, snake, frog, lily pad, or tadpoles as well as what a pond was. They got to practice their gross motor skills by pretend to be a frog, catch a fly (beach ball) and passing it back and forth to each other, as well as playing leap frog by hopping over different lengths of items, just like a frog! At project time, the preschoolers got a little sticky when using corn syrup and green food coloring to paint a frog! Counting was used when making lily pads, each child crumpled tissue paper to make flowers and place them on the correct lily pad. They enjoyed following directions to make a pond snack using a cucumber for a lily pad, ranch dressing colored blue for the water, and gold fish as the fish in the water!

The official start of Summer was a hot topic for Preschool B! Together, they talked about what summer was (one of the four seasons) as well as things they liked to do in the summer such as swimming, going to Maine, riding bikes, drinking lemonade, eating watermelon, and going to the beach! Project consisted of using fine motor skills and creativity to decorate their own sunglasses, as well as string paint a tropical fish. They used creative thinking while painting a watercolor scene, and explored their senses while making a watermelon and using Kool-Aid to paint the middle! Together, each friend worked together nicely to put together a picnic in Dramatic Play, as well as set up a lemonade stand!

With red, white, and blue, the



schoolers stepped into the Fourth of July. They spent the week learning about what words such as independence, as well as things that are associated with the Fourth of July, such as fireworks. They put on their thinking caps to make sound patterns using words such as boom, crackle, fizzle, and ahh! Creativity was blasting while making fireworks! One set of fireworks was created using paint, waxed paper over white paper, and a plastic hammer. The other set of fireworks was made by dipping a Koosh ball in paint! Each preschooler practiced their fine motor and sensory while making crispy stars for snack! Using large tortillas, stars cutters, butter, and cinnamon sugar to make the stars and served it with vanilla yogurt and fruit!

Preschool B would like to say good bye to Amy and Olivia, we wish you the best of luck! We would like to welcome Aaron and his family to our classroom for the summer, and Jackson and his family, from the Toddler room!

Happy Birthday to Erin (6/6), Aidan (6/12), and Tyler (6/19)! Next month, the preschoolers, in Preschool B, will be learning about Picnics/Barbecue, the Beach, Author's week, and Ocean Animals!