



# Discovery Zone Gazette

## Infants Buzz Like Bees!


The month of May the infants started off learning about May flowers. Infants read and sang songs such as, The Little Flower Seed and "Five Spring Flowers". The infants enjoyed making flower hand prints which helped create their Mother's Day gifts and worked on many developmental skills. For their physical and sensory development they were encouraged to reach, crawl or walk to the flower and use their different senses to smell, touch, and look at the flower while we helped to describe its features.

Next, the infants learned about Mother's Day. We read the book Mother's Day Surprise and sang the song "On Mother's Day". For their cognitive play the infants used the family pictures you all brought in to help

work on recognition while encouraging the infants to point or find their mother. During drop off and pick up time was another time where the children could practice recognition and object permanence.

Rainbows was the next theme. Although the rainbow project was one of our longer and intricate projects the infants did a wonderful job! They enjoyed looking at all the different colors while helping guide and stamp their fingers accordingly. We read Rainbow Fish, which they really enjoyed, and sang "Flowers Make a Rainbow" to help work on their emotional response and reactions. To practice physical development we asked the infants, "Where is the rainbow?", while pointing to the sky for the to start to learn that rainbows come outside.

Lastly the infants learned about bumble bees. We read Bee Gets a Sweater and sang "I'm Bringing Home a Baby Bumble Bee." The infants loved this song while practicing the finger play.



They enjoyed painting bumble bees by using their palms and making black strips with their fingers. For their physical play we held them and had them "fly" around the room and make buzzing noises like bumble bees.

During the month the June the theme's will be insects, caterpillars, butterflies and more. We would like to wish A.J. a Happy 1st Birthday who will be celebrating on May 28th!

If you have not brought in sunscreen please do so with a signed permission slip. We will be spending as much time as we can outside on those nice, sunny days!

Discovery Zone  
Learning Center

## May 2011

### Important Dates:

- 6/17- NECPA visit
- 7/4& 7/5- CLOSED


### Inside this issue:

Infant	1
Toddler	3
Preschool B	6
Center News & Interesting Information- <b>NEW</b>	4-5
Preschool A	2
Kindergarten	3



# Preschool A Blasts Off to Space!

Preschool A started out the month of May with a theme on flowers. The children learned all about what flowers need to grow and how they grow. The children planted seeds which grew in the windows to see how seeds start and begin to grow. The class also did a fun experiment with real flowers and how they drink water. They dyed water different colors and made guesses as to what




would happen to the white flowers we put in them. Many of the children were able to say that they would change color because it is drinking the dyed water. They really enjoyed watching them

change colors and a few parents learned something new too!

After flowers, Preschool A moved on to learn about fairy tales. At the beginning of the week the children made a puppet house, which they were able to use for the week to retell the stories that they had learned. It was really interesting hearing them tell the stories in their own words! Another activity they enjoyed doing was making bread to go along with the story of "The Little Red Hen." They were all very proud of themselves for helping to make it and being able to eat it too!

Following fairy tales, the class jumped to learning about transportation. The children learned about cars and trucks, trains, planes, boats and buses. During circle time they learned about each type of transportation as well as the safety for each one. For example, when they covered cars and trucks, the children also learned about seatbelt and parking lot safety. One of their favorite activities was making paper airplanes. The children were shown three different types of paper airplanes and then asked to decide which they thought would be the fastest plane. The class then raced them against each other later in the day to see how they worked. The children also really liked making sponge sail boats when they learned about boats and ships. After the preschoolers made them, they were able to see how they float in a pool of water. They were also able to test how they move by blowing in the sails to push them forward. It was a great way to get them interested and involved in how it worked.

To wrap up the month of May Preschool A learned about outer space. They started off learning about the planets, sun, moon and stars, and then finished with rocket ships and astronauts. The children were very excited about using glow in




the dark paint for their glowing stars projects. Each child had to trace and cut their star out before painting it with the fun, new paint. They all talked about how they wanted to hang them in their rooms! Another project they were really excited about were the space helmets. Thank you all for bringing in the milk jugs! They loved pretending that they were astronauts themselves.

This month we had two birthday girls, Maggie and Heather. Happy Birthday! Thank you to their parents who brought in fun treats to share with our friends! With the next month we will be learning about pond life, carnivals, zoo's, and the ocean.

# Toddlers Row Row Row Their Boat

The Toddler class would like to welcome Andrew, Tyler and their families into our class. We would like to congratulate Jenna and Lucas on their potty training success.




For the start of May, the toddlers learned about colors and worked on their Mother's Day gifts. Some of the projects they did worked on eye hand coordination, like planting flowers and a color bean bag toss. Other projects let them be creative, like their special cards they made. The toddlers also worked on coloring matching and recognition of colors.

Next, the toddlers worked on projects that had to do with nursery rhymes. They did a lot of projects to work on

their fine motor skills like the garden collage (Mary, Mary, quiet contrary), koosh ball eggs (Humpty Dumpty) and finger painting black sheep (Baa, Baa, black sheep). They also followed two step directions to make hand print flowers and counted plums for little Jack Horner's pie. For a gross motor activity the children worked on jumping over plums.

Their third week was about boats. A life jacket was brought in for the toddlers to try on, (they all enjoyed this), the toddlers took turns as a toy boat was passed around during circle time for them to see. They worked on ripping as the tore apart tissue paper and glued it onto the sail of a boat, then they



spooned the bottom of the boat and we put it together when it was dry. As a group project they made boat collages and we had a blast when we searched for boats around the class room.


Next, the toddlers did a theme on sensory. They made sensory collages with different textured pieces, they got to explore the sensory buckets full of bubbles. They will get to help make sensory bags, as they put gel and other items into a bag and then get to play with the bag full of stuff. They will also paint with textured paint.

For the month of June, you will see upcoming themes like ABC's, Zoo, Home and family, summer, and aquarium.

## Kindergartener's Go Prehistoric!

The Kindergarteners worked on lots of different activities this month.

During the first theme, Dinosaurs, the children read many books, such




as, Dinosaur Bones, Lila's Little Dinosaur and Big Old Bones. After reading these books the kindergartener's discussed many different things, like, "How could we keep a dinosaur as a pet?" The children put their science and creativity to use as they made a dinosaur-o-rama to show what it could have looked like when dinosaurs lived. They also worked on matching different images of dinosaurs.

The next theme was transportation.

The kindergarteners worked on their cooperation when they had a car wash and built different vehicles. They also had sensory played and made predictions and observations as they watched things sink and/or float.

Another theme worked on this month was the ocean. The children had fun as they played a game of Sharks and Minnows and explored in the sandbox. The also explored many different books, such as, Commotion in the Ocean and Five Little Sharks Swimming in the Sea. After reading these books, many different topics were discussed, like, "what kinds of sharks are there?" and " what types of things have you seen in the ocean?"



Next month the kindergarteners will explore a few different topics and then get ready for summer vacation and Camp Discovery!

We would like to thank Ms. Mikaely for coming in and replacing Ms. Kate, who had to leave for family reasons.

Ms. Kelly (from Toddler) and Mr. Mike will be running the Marlborough Camp program this summer.

# Interesting Information

## Make the Most of Playtime

Playtime is special. Not only is it fun, but it is critical to children's development. Play is their "work" and their way of learning about the world around them. Through play, babies and toddlers try out new skills, explore their imagination and creativity, and learn about relationships with other people.

Any activity can be playful to young children, whether it's rolling trucks back and forth or sorting socks. And any type of play can offer multiple opportunities to learn and practice new skills:

As a parent, you are your child's very first and favorite playmate. From the very beginning of your child's life, he is playing with you, whether he is watching your face as you feed him or listening to your voice as you sing to him during his diaper change. He is at work, learning and exploring.

**So what can you do to make the most of your child's playtime?** Check out the tips below.

### Follow your child's lead

Provide an object, toy, or activity for your baby or toddler and then see what he does with it. It's okay if it's not the "right" way...let him show you a "new way."

### Go slowly

It's great to show your child how a toy works, but try to hold off on "doing it for him" every time. You can begin something, such as stacking one block on another, and then encourage him to give it a try. Providing just enough help to keep frustration at bay motivates your child to learn new skills.

### Read your child's signals

Your little one may not be able to tell you using words when he's had enough or when he's frustrated. But he has other ways—like using his sounds, facial expressions, and gestures. Reading the signals that precede a tantrum help you know when to jump in or change to a new activity. Reading his signals can also tell you what activities your child prefers.

### Look at your play space

Is the area child-friendly and child-safe? Is there too much noise or other distractions? Is the area safe to explore? Is this a good place for the activity you've chosen, such as running, throwing balls, or painting? Checking out your space beforehand can prevent a tantrum, an accident, or a broken lamp.

### Play it again, Sam

While this desire to do things over and over again is not necessarily thrilling for moms and dads, it is for their young children. They are practicing in order to master a challenge. And when they can do it "All by myself!" they are rewarded with a powerful sense of their own competency—a confidence that they can be smart and successful beings. The more they practice and master new skills, the more likely they are to take on new challenges and the learning continues. So when you're tempted to hide that toy that you don't think you can stand playing with yet one more time, remember the essential role repetition plays in your child's development.

### Look for ways to adapt play activities to meet your child's needs

You may be a parent, relative, or caregiver of a child that has special needs. A physical, mental, or social disability can pose the occasional challenge to play time. Still, all children learn through play and any play activity can be adapted to meet a child's unique needs. The guidelines below can help you think about how to make playtime enjoyable and appropriate to your child's skills, preferences, and abilities:

- **Think about the environment.** How do variables like sound or light affect your child? What is the background noise like in your play area? Is there a television or radio on? Are there many other kids around? If your child seems distressed during playtime, and you've tried everything else, move to a quieter, less stimulating area to play.

- **How does your child respond to new things?** Some infants and toddlers, particularly if they have a special need, are easily over-stimulated, while others enjoy a lot of activity. Try starting playtime slowly, with one toy or object, and gradually add others. See what kind of reactions you get. Are there smiles when a stuffed bear is touched and hugged? Does your child seem startled by the loud noises coming from the toy fire engine?
- **How does your child react to different textures, smells, and tastes?** For example, some objects may be particularly enjoyable for your little one to touch and hold. Others may "feel funny" to them. Read your child's signals and modify the play experience accordingly.

**Involve peers.** It is important for a child with special needs, just as it is for a child who is typically developing, to establish relationships with peers. Arrange play dates or look for opportunities for your child to play with other children, such as at the park or during a library story hour. Having fun with peers is an important way that children learn social skills like sharing, conflict resolution, and empathy—and also help prepare children for the school setting later on.



## Center News

- If your child is going to be out or late for the day, please call/email the center to update us.
- **Please turn in the following, if you haven't already, permission for NECPA to go through your child's files, updated immunizations and physicals, summer/fall plans.**
- Please change your children's extra clothes to match the season.
- Reminder: If your child has a temperature of 101 or higher/ vomiting/diarrhea they need to stay home and rest for 24 hours.
- DZLC is continuing the major maintenance plans. The preschool steps and fence have just been replaced.

We also added new woodchips! We are now getting a new sidewalk and our new cabinets are being made right now!

## Preschool B, Preschool B, Let Down Your Hair!

Preschool B started out the month of May learning about flowers. The children read books such as Sunflower and The Tiny Seed. During circle time, the preschoolers talked about the parts of a plant and talked




about what flowers they liked. At project, the children made flowers using their hand prints for Mother's Day, decorated flower cutouts and added gems for some math fun. They also worked on their science terms, by coloring and cutting out plant parts. Preschool B worked on their sensory by looking through magnifying glasses at real flowers and touching the parts of the flower. They also learned about Cinco De Mayo. Each child prepared chips & salsa with mango to eat, as well as learn some Spanish words during circle time.

Next, Preschool B took off for a week about transportation. The class discussed what transportation was and all the different ways that we could get from one place to another. During circle time, the children worked on their conversation skills by asking and answering when and how they travel, as well as how they got to school that day. The pre-

schoolers made edible stoplights using graham crackers, cream cheese, and M&M's. They enjoyed using construction skills to make train tracks out of Popsicle sticks, as well as using fine motor skills to decorate license plates. The children got squeaky clean by practicing their car washing skills in the water table and then taking it to block center for an imaginary car wash.

The preschoolers ate their vegetables during a week about vegetable gardens. The children were excited to see if they could grow green beans with just water and no soil and to their surprise they grew huge beanstalks. Each of the preschoolers got to work with each other in washing and cutting up vegetables to make a vegetable soup, to enjoy at snack time. To learn a little science, Preschool B observed how a plant drank its water by adding food coloring to water and sticking a stalk of celery into the water to drink it up. Dramatic play was a huge hit with new vegetables and the preschoolers running their very own vegetable stand.

Once upon a time the preschoolers learned about fairy-tales. Each day



of the week was devoted to a differ-

ent fairytale, such as Cinderella, Jack & The Beanstalk, Rapunzel, The Three Little Pigs, and Goldilocks & The Three Bears. They enjoyed playing Cinderella in dramatic play and using their fine motor skills to mix and paint Cinderella's glass slipper. The preschoolers loved predicting if they would like porridge and making their very own (apples & cinnamon oatmeal.) In the sensory table, there were three little pigs for the children to play in and each got to make their own home out of bricks (red paper), hay, and twigs.

We would like to welcome back Lilliana and her family! Please remember to put sunscreen on at home for the morning- it's a huge help!

Next month, Preschool B is going to be learning about art exploration, the carnival, pond life, and picnics!